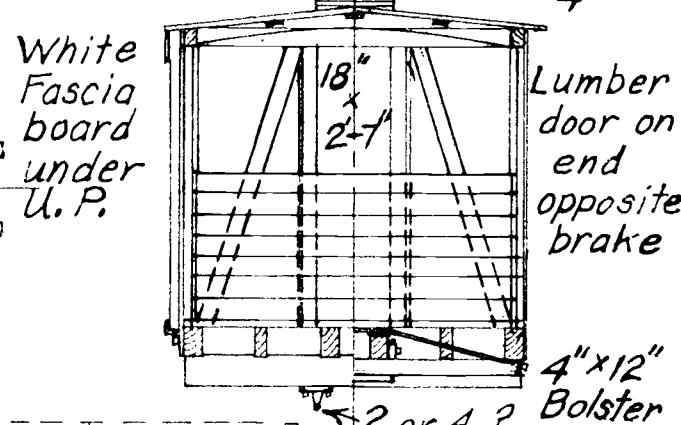
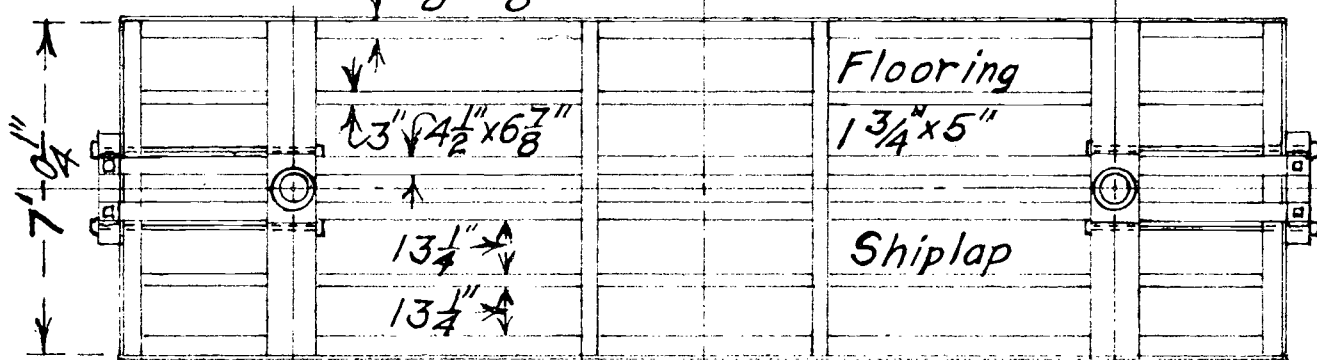
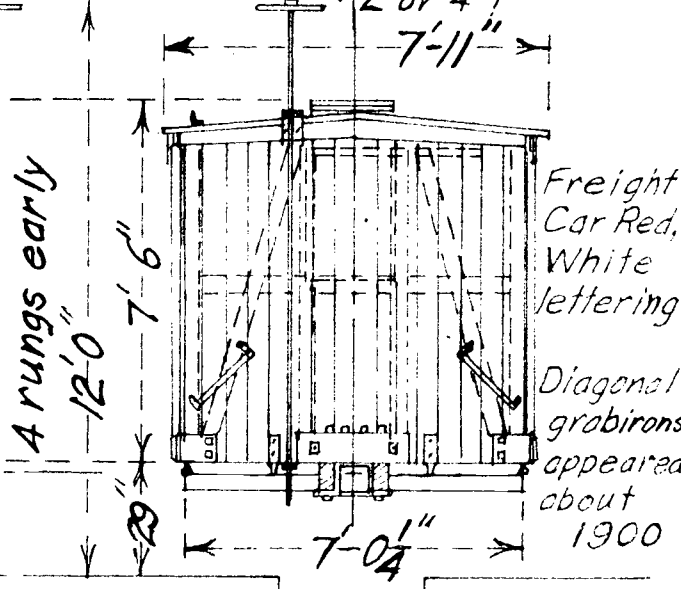
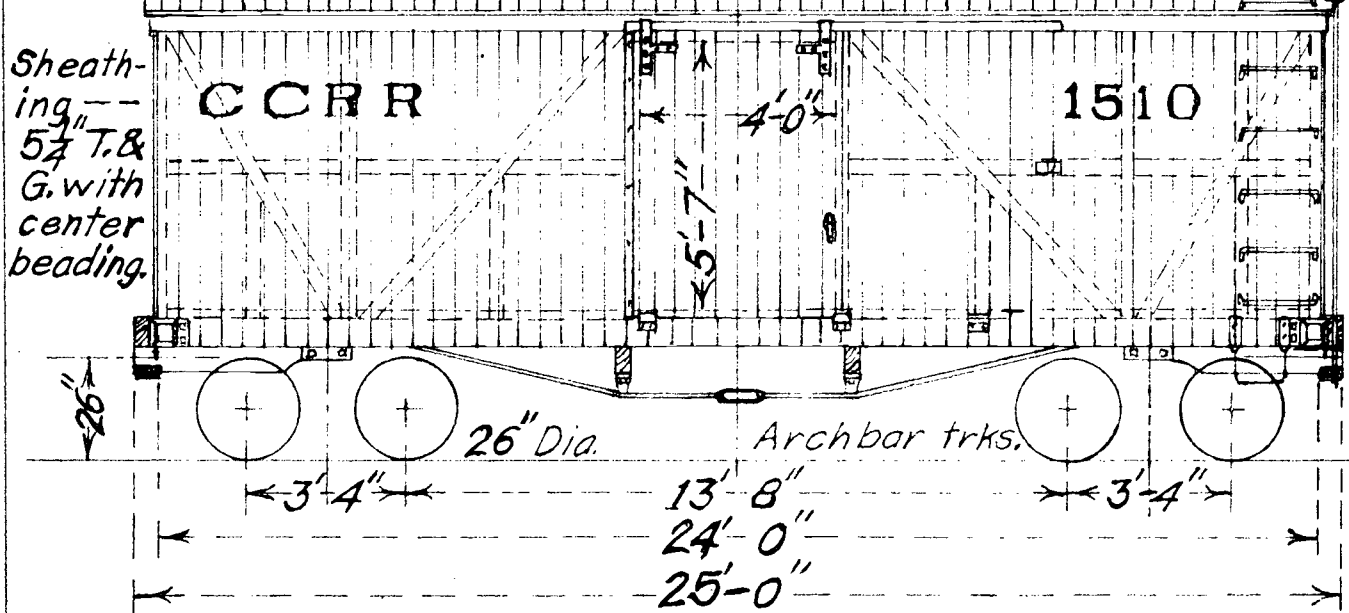


COLORADO CENTRAL

Original Nos. 1 to ? Later Nos. 1500's & 1600's - 1891 UPD&G Nos. 26,500 to 26,660*
 4 3/8" x 6 7/8" 1898 C&S Nos. 7200 to 7226 - 24,000-lbs. Cap'y. Scale 1/4" = 1'



UPD&G 26,500-5 = 16,000 lbs.; 26,506-30 = 20,000 lbs. Cap'y.
 Double-board roof 24'-10" 26,531-660 = 24,000-lbs.



Lt. Wt. 15,000 lbs
 Cubic Capacity 933 Cu. Ft.
 BABY GRANDE WESTERN
 BALSAM SHOPS

Data from underframe of car at Sunset, C&S folio sheet and photos of cars.
 * U.P. 26,510 (C.C.1514) at Como only 23-ft. long - see CC-2

Drawn: J.W.M. CC-1
 Wheat Ridge, Colo. 11-25-62