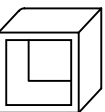


POCKET SECTION



5mm LONG

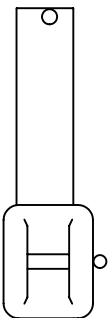
COUPLER POCKET

FRONT - 2mm STYRENE

SAND FRONT TO CURVE

COUPLER POCKET BODY

9.6mm SHS, 5mm LONG

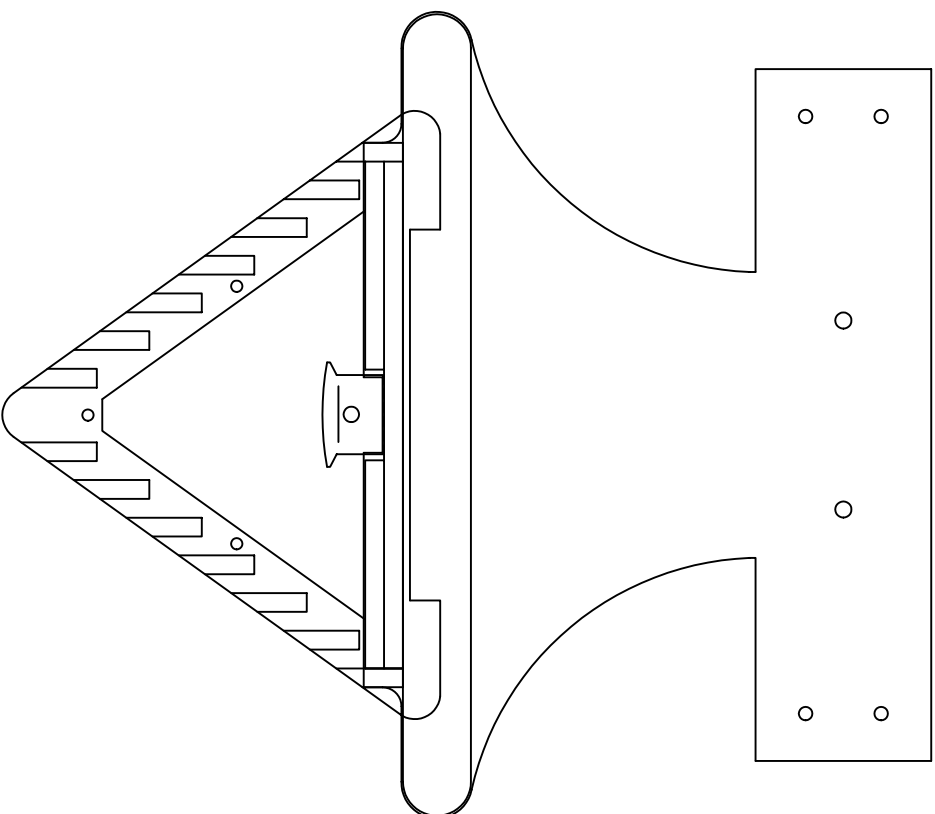


FINISHED UPPER BEAM ELEVATION
WITH COUPLER POCKET

SECTION



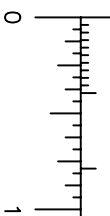
LINK POLE - 2.5mm DIA COPPER TUBE



COUPLER POCKET AND LINK POLE

STYRENE DECK WITH PILOT ATTACHED

SCALE = 1:1



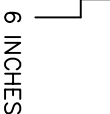
50



100



150mm



SCALE = 1:1

50



100

150mm